

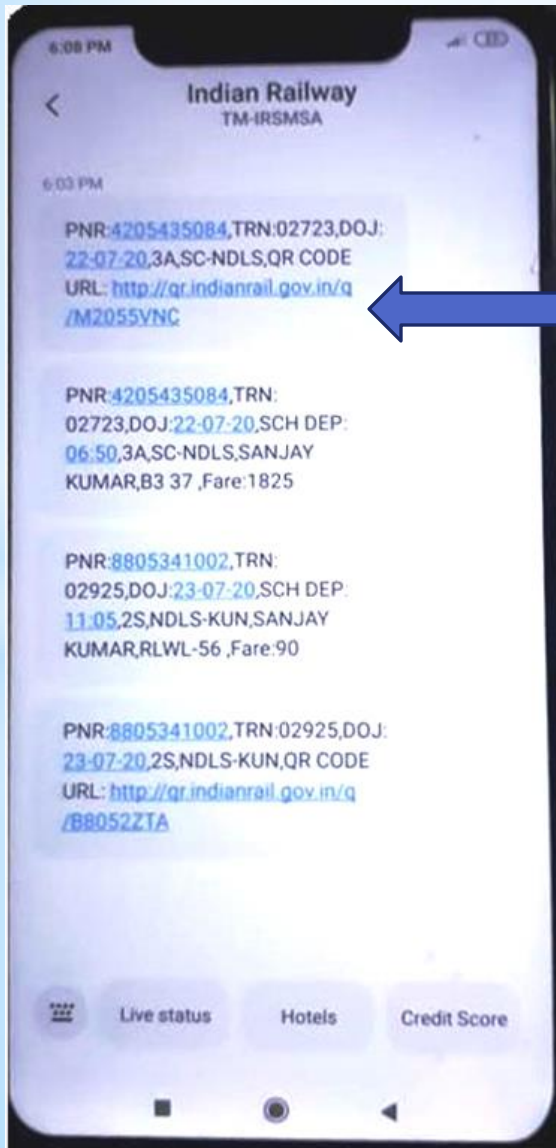
# FOR CONTACTLESS TICKET CHECKING OF RESERVED TICKETS



CRIS has rolled out an application covering all zonal railways to display PRS ticket details as QR Code

# 2

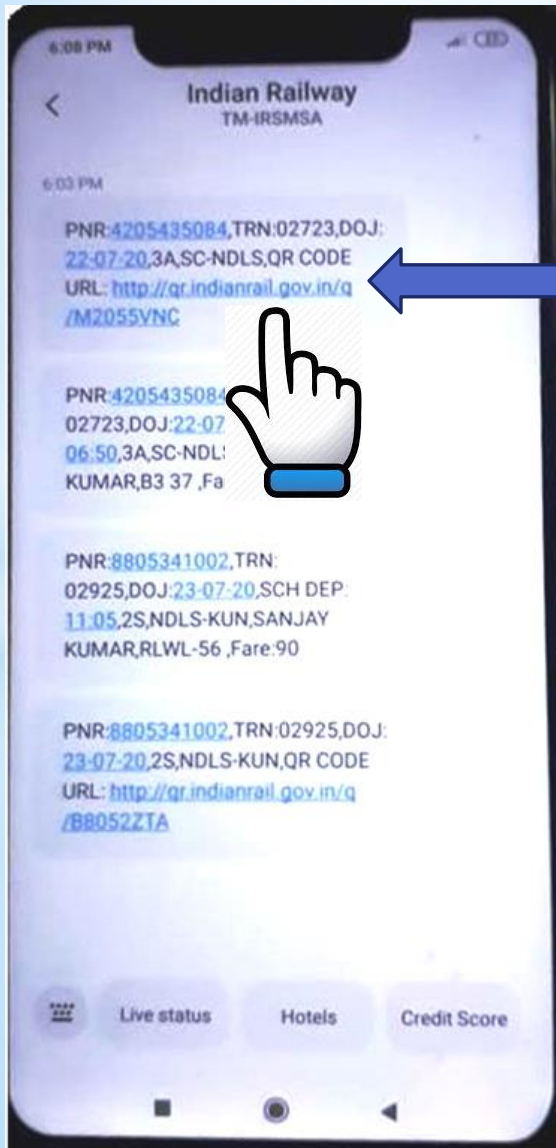
## FOR CONTACTLESS TICKET CHECKING OF RESERVED TICKETS



On successful booking,  
a SMS  
containing URL  
of QR code will be  
sent to the  
passenger mobile number

# 3

## FOR CONTACTLESS TICKET CHECKING OF RESERVED TICKETS



During entering the station or checking of ticket, passenger will click on the QR code URL available in his/her SMS

Example:

<http://qr.indianrail.gov.in/q/M2055VNC>

# 4

## FOR CONTACTLESS TICKET CHECKING OF RESERVED TICKETS



The QR Code of the reserved ticket will be displayed on the passenger's mobile browser

# 5

## FOR CONTACTLESS TICKET CHECKING OF RESERVED TICKETS



TTE will scan the displayed QR Code, through his/her mobile device

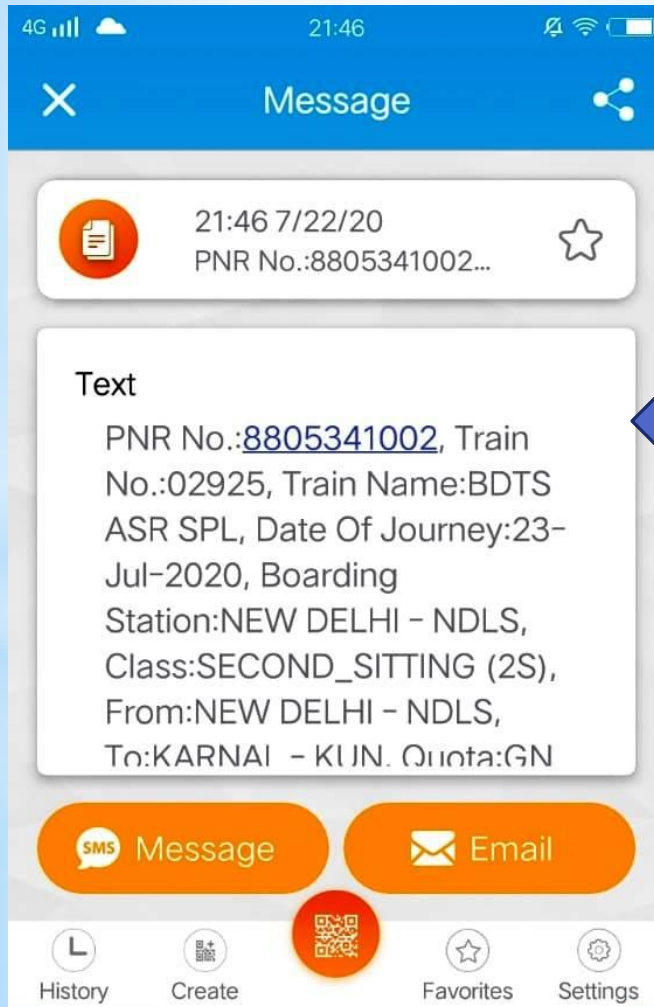
having the capability of scanning the QR code



(Any free QR Code scanner app available in Google Play store)

# 6

## FOR CONTACTLESS TICKET CHECKING OF RESERVED TICKETS



TTE will get the details of the ticket booked.


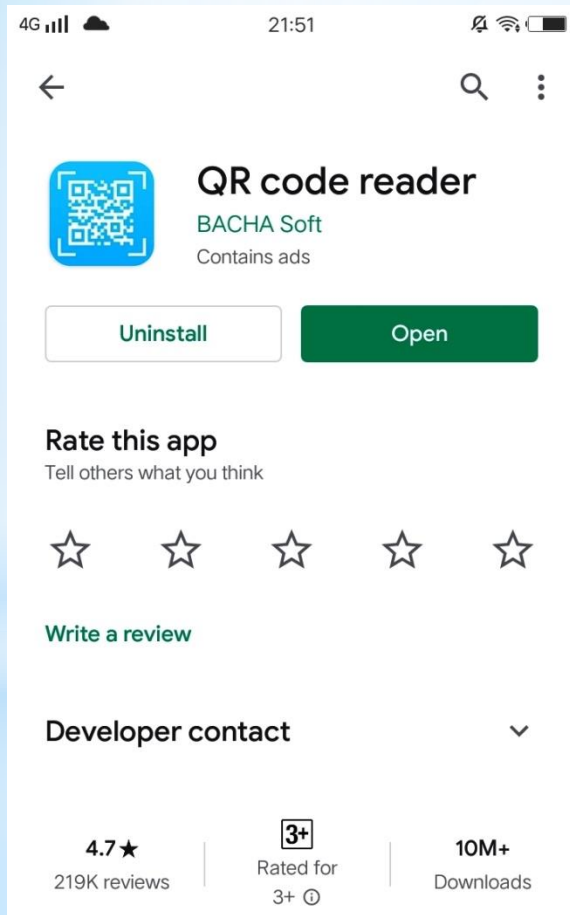


---

HHT application is also capable of scanning this QR Code and will automatically populate the PNR details in the application for TTE for turn up action. It is live now and MS with links for generating QR CODE is being sent on provided mobile number

---

# QR code reader app from the Google store



## DOWNLOAD NOW

Req to sensitize all concerned staff.

# THANK U